





Model 30D6H

Wood Shaving Mill




- Make profitable use of low grade softwood and soft hardwood logs (such as pine, aspen, and poplar)
- Produce high-quality, thin, curly shavings
- Ideal for horses, poultry, and retail pet bedding



- The industry leader -- proven designs with over 40 years experience
- Heavy-duty high grade materials and construction for years of operation
- Complete plant layouts with drying systems and bagging equipment

- Exclusive dual cutter head design is engineered and manufactured by Jackson specifically for producing shavings. Heads are 6" (15,2 cm) dia. with 4 knives.
- Serpentine belt drive on cutter heads absorbs knife cutting impact, and allows full power to be available to each head as it cuts.
- Replaceable wear rails protect bed side plates for increased serviceability and machine life.
- Redesigned box travel system offers more precise tracking, heavier-duty wheels for increased life, plus easier and less frequent maintenance.
- Precision ground bedplates are jig-welded to side plates, to assure trueness of bed for consistent texture of shavings and high production.



- One-piece mounting plates for high performance ball bearings assures alignment, also allowing precise adjustment and drop-down removal of heads without pulling bearings, if service is necessary.
- Unequaled Jackson Knife Cartridge System is available as an option, which allows the cutting height of the knives to be preset on the bench after sharpening. The result is reduced downtime for changing knives.
- Electric motor drive with 50 HP (37 kW) main motor and 15 HP (11 kW) hydraulic box drive included. Diesel, gasoline, or tractor PTO packages available.
- Wood 2" - 24" (5 - 60 cm) across and 3' - 4'6" (90 - 135 cm) can be processed.
- Output ranges from 120 - 400 ft³ (3,4 - 11,3 m³) per hour, depending on knife setting and wood species.

- Site planning and plant layout is an important part of the expertise we offer. We can fit the machinery layout to your existing site, or develop a site plan and building design to match your desired machinery layout. We also offer installation and startup.
- We manufacture a full line of complementary equipment such as tree-length infeed decks and cut-up systems, log decks for loading shaving mills, self-sufficient drying systems with solid fuel Webb Burners™, and conveyors and handling systems.



We also manufacture:

- Stationary & Portable Sawmills & Setworks
- End-dogging Scragg Mills
- Log Decks, Log Turners, Edgers, & Resaws

Where Ideas Are In Production
Jackson
LUMBER HARVESTER
 COMPANY, INCORPORATED

830 N STATE RD 37, MONDOVI, WI 54755 USA

Phone: (715) 926-3816 Fax: (715) 926-4545

<http://www.JacksonLbrHarvester.com>

